

# DR-4524

## Industrial Power Supply

45W Single Output Industrial DIN Rail Power Supply

DR-45 Series

Industrial DC Power Supply



### Features

- Universal AC input/Full range
- Protections: Short circuit / Overload / Over voltage / Over temperature
- Cooling by free air convection
- Can be installed on DIN rail TS-35/7.5 or 15
- UL 508(industrial control equipment)approved
- LED indicator for power on
- 100% full load burn-in test
- Fix switching frequency at 100KHz
- 3 years warranty

### Specifications

Input	85 to 264 VAC; 120 to 370 VDC
Output	45W, 24 VDC, 60A at 230 VAC
AC inrush current	30a at 115 VAC, 60A at 230 VAC
Over load Protection	105% to 150%
Over Voltage Protection	115 to 135% of rated output voltage
Type	Constant Current Limiting
Reset	Auto Recovery
Operating Temperature	-10 to 50 °C
Operating Humidity	20 to 90% RH
Safety Standards	UL508, TUV EN60950-1
EMC Standards	EN55022 class B, EN61000-3-2,3, EN61000-6-2,EN61000-4-2,3,4,5,6,8,11 ENV50204
Weight	0.31kg
Dimensions	78(W)x93(H)x67(D)mm

# DR-4524

## Industrial Power Supply

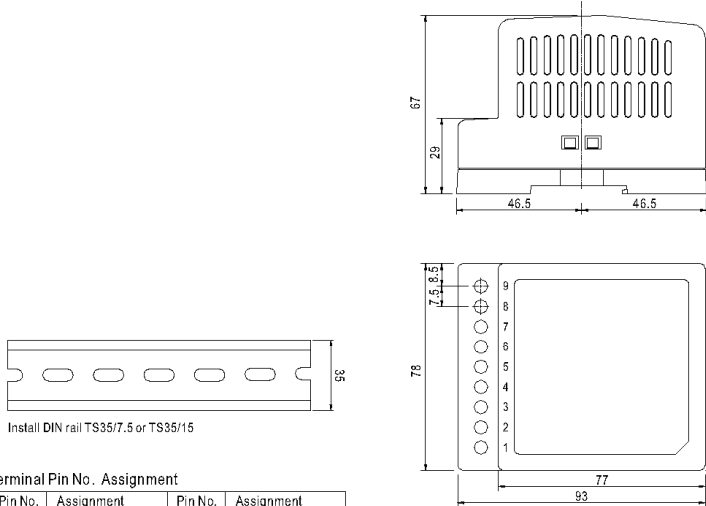
45W Single Output Industrial DIN Rail Power Supply

DR-45 Series

Industrial DC Power Supply

### Mechanical Specification

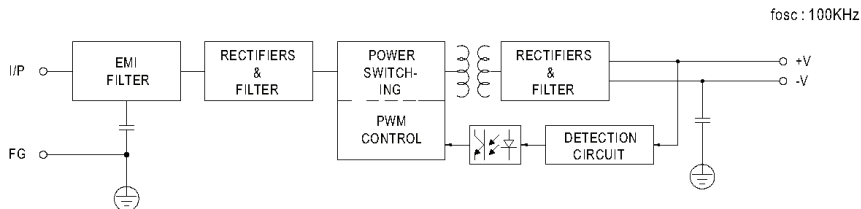
Case No. 918A Unit:mm



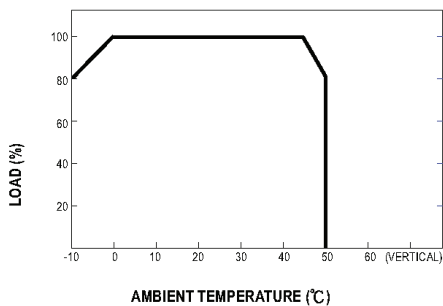
Terminal Pin No. Assignment

Pin No.	Assignment	Pin No.	Assignment
1	AC/L	6,7	DC OUTPUT+V
2	AC/N	8	LED
3	FG Ⓢ	9	+VADJ.
4,5	DC OUTPUT -V		

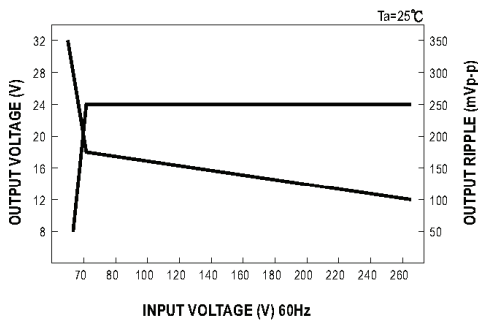
### Block Diagram



### Derating Curve



### Static Characteristics (24V)



## Ordering Information

Model	Desc.
DR-4524	45W, 24V, 0~2.0A, ±1%, 480mV, 80%