

COLOUR GUIDE

Emer-Clad

ARCHITECTURAL COATING SYSTEMS



PARCHEM CONSTRUCTION PRODUCTS PTY LTD

7 Lucca Road
WYONG NSW 2259

Customer Service: 1800 624 322

Technical Service: 1800 812 864

Email: parchem@parchem.com.au

www.parchem.com.au

Emer-Clad

ARCHITECTURAL COATING SYSTEMS



Emer-Impact

Emer-Acrylic

*Don't just
paint it...
Emer-Clad it!*



Emer-Clad

ARCHITECTURAL COATING SYSTEMS

Description

The Emer-Clad system comprises a single component water based, high solids, acrylic copolymer waterproof membrane coating, applied over a range of primers dependant on the substrate type.

Emer-Clad is available in either matt or satin finish and is a crack-accommodating coating containing additives to inhibit the growth of mould, resist bacterial growth, and resists aggressive elements ie. UV light and rain. Emer-Clad dries to form an aesthetically pleasing waterproof coating and may be applied by brush, roller or airless spray.

Uses

As a decorative, waterproofing membrane to most types of building facades, walls, roofs and gutters after the recommended primer/sealer application.

Emer-Clad is suitable for application to many common substrates including concrete, fibrous cement products, metals and timber.

Advantages

Proven track record for over 25 years. Safe to use, water borne acrylic formulation. Easy water clean up. Excellent resistance to UV, weathering and CO₂. Excellent build properties. Can be applied to a wide range of substrates. Highly flexible. Excellent resistance to embrittlement.

Coating Range

Contact your nearest Parchem office to find out more about our complete range of architectural texture and acrylic coatings:

Emer-Impact Emer-Acrylic

Colour Choice


With Parchem, you choose the colour! Our coatings can be made to most colours. You can choose from our standard selection or have your colour matched.

Emer-Clad

ARCHITECTURAL COATING SYSTEMS

STANDARD COLOURS


Available in satin and matt. White also available.



Mid Grey




Calsil White



Cream



Jasmine



Light Grey



Light Green



Sandstone



Cumberland Stone

The colour range on this chart has been matched as closely as printing will allow